

# Kia\_Dashboard\_MB91F06x \_CAN\_bench\_connection

Table of contents

---

Getting Started ..... 3

    System requirements ..... 3

    Getting help ..... 3

## Getting Started

---

### System requirements

Required:

-UHDS

-Activation For Kia Dashboard MB91F0xx (KA0004)

-Cable for bench connection ( [http://smok.com.pl/index.php?id\\_product=303&controller=product&id\\_lang=1](http://smok.com.pl/index.php?id_product=303&controller=product&id_lang=1)) or you can use self made

-Power supply 12V

### Getting help

Write Operation can take about 20 min

This process is divided for 3 steps :

-Read Flash (backup of flash will be done automatically and saved in folder my documents)

-Write Flash

-Write Flash (second time).

After first write please careful look on messages. Soft ask you switch ignition on/off etc...




If from any reason flash precess will be interrupted and fail you always can restore it by write flash file from backup.

If you interrupt process after first write flash (second write flash is not done) dashboard will not count km and all the time will show same value. In this case you have to write original flash.

There is 2 solution to do it.

First on car by CAN as on picture bellow

All process take ~20min.





Second option on bench connection.

Connect Dashboard to power supply and to UHDS OBD connector.

Press Button Write KM , dashboard will be reflashed automatically 2 times.

If soft ask press Trip reset button please ignore it .

All process take ~20min.

