

Nissan_S6J32LE

Table of contents

Requiments 3

Dashboard 3

Dashboard Connector 4

Dashboard Jtag Connection 4

Instalation Can Filter 5

Requiments

1. UHDS
2. Jtag
3. Activation JG0034
4. Activation NS0007


KM are stored in ABS too. If we want set km lower as original we must change km in ABS or use Can Filter


You can buy can filter

https://smok.com.pl/index.php?id_product=645&controller=product&id_lang=1

Dashboard


Supported Dashboard Nissan Qashqai S6J32LE





Dashboard Connector

Connect +12V and Gnd for switch On dashboard on bench




Dashboard Jtag Connection

Dasboard has S6J32E. We can read/write it by Jtag in boot mode.
We have to connect UHDS and Jtag to USB ports and solder wires to board as manual. Now you can read

write km.

S6J32LE 16MHz




Installation Can Filter

For Set New km in car You have to program Dashboard and install can filter.
 For now programming ABS is very hard - require open ABS and is dangerous.
 Best solution is use CAN Filter.
 If you want to set higher km as original can filter is not required.

[Buy Can Filter](#)

S6J32LE CAN Filter



Can Filter Switch Set:
1-OFF
2,3,4-ON