

Volvo_HCM

Table of contents

Getting Started	3
System requirements	3
Getting help	3

Getting Started


System requirements

Requirements:
UHDS Tool
License VO 00025


Getting help

Supported 2 Kinds modules

Old type module:



New type module:



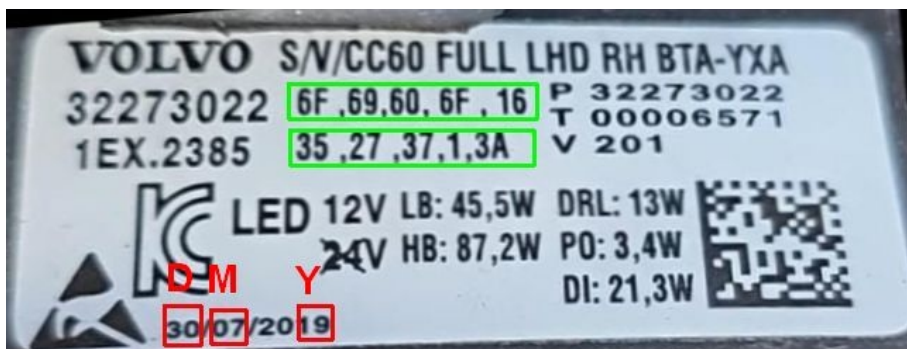
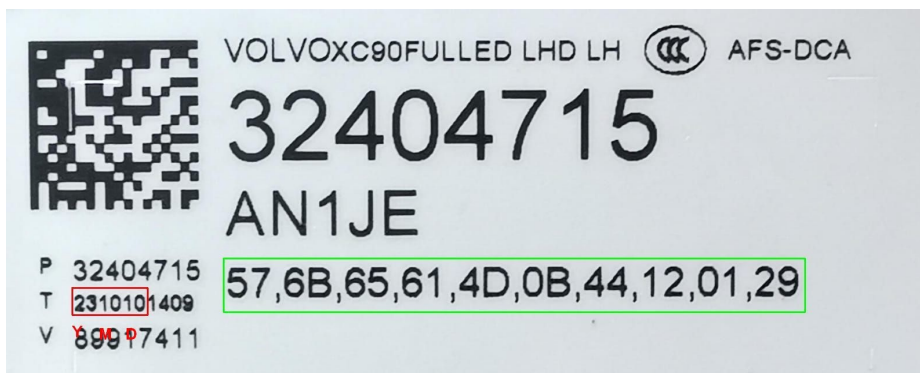
Options available for old and new modules:

- Read Errors
- Erase Errors

- Read Coding
- Write Coding
- Write Coding from data on label on lamp
- Change Site module (right -> left or left -> right)
- Read Flash (only old kind module , and possible to read full flash without bootloader area (we can read 0xC000 - 0xBFFFF).

Important !!! Some new volvo 2022... have VGM module (gateway). It block access to any programming option. In this case you must use VIDA for unlock VGM .

Lables:



Options " - Change Site module (right -> left or left -> right)" give possibility to change site of module. Remeber after change site module has changed adress but all lamp coding stay the same.

Important !!! When you changed module site sometimes can be problem because since this time in car will be 2 left modules. In this case probram will work not preoperlly and for solve problem one of module you have to disconect from the car next change site to opsite.

